CABINA ELETTRICA TIPO
SCALA 1:50

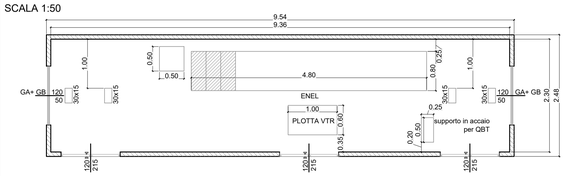

PLANIMETRIA

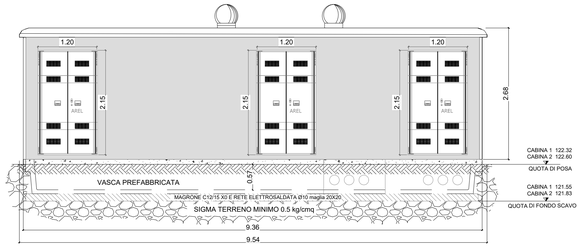

PROSPETTO FRONTALE

CABINE DI TRASFORMAZIONE ELETTRICA

Prefabbricate in cemento armato
dimensioni: 9,54 m x 2, 55 m x 2,66 m di altezza.
La cabina presenta tre porte di accesso di dimensioni 2,15 m x 1,20 m.

VASCA PREFABBRICATA
Per specifiche tecniche vedi riferimento Tav. A05

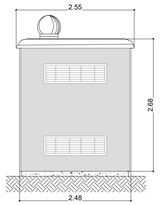

PROSPETTO LATERALE

POZZETTO TIPO
SCALA 1:20

SEZIONE TRASVERSALE - POZZETTO

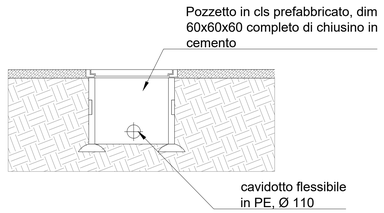

PIANTA - POZZETTO

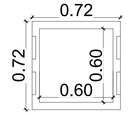

TORRE FARO TIPO
SCALA 1:50

CORONA TIPO

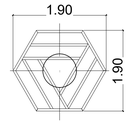

PLINTO TORRE FARO

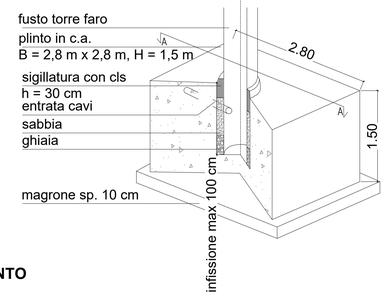

ARMATURA PLINTO

SEZIONE A-A

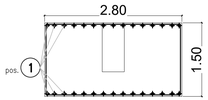

VISTA DALL'ALTO

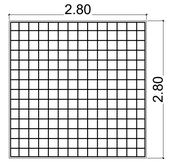

VISTA LATERALE



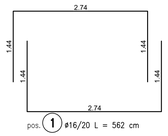

PLINTO TORRE FARO					
Tabella ferri					
POS.	ø	L. [cm]	N°	Peso al metro	PESO [kg]
1	16	562	60	1,5783	532,21
TOTALE Kg					532,2

TABELLA MATERIALI – CALCESTRUZZO

STRUTTURA	CLASSE DI RESISTENZA	CLASSE DI ESPOSIZIONE	MAX. RAPPORTO ACQUA/CEMENTO	CONTENUTO MIN DI CEMENTO [kg/m³]	CONTENUTO MIN DI ARIA [%]	SLUMP
MAGRONE	C12/15	X0	–	–	–	–
CLS PLINTO TORRE FARO E MURO D'ALA	C32/40	XC2–XC3–XF4	0,50	320	–	S4

TABELLA MATERIALI – ACCIAIO

ACCIAIO PER ARMATURA ORDINARIA: B450C
SOVRAPPOSIZIONE MINIMA: 50 DIAMETRI

PIEGATURA E QUOTE FERRI

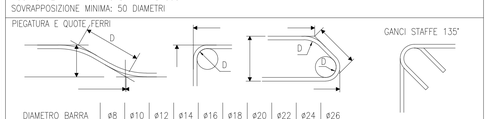

DIAMETRO BARRA	ø8	ø10	ø12	ø14	ø16	ø18	ø20	ø22	ø24	ø26
D_{min}=	32	40	48	98	112	126	140	154	168	182

DIAMETRI MINIMI MANDRINO D.M.17/01/2018 TAB.11.3.Ib



INQUADRAMENTO

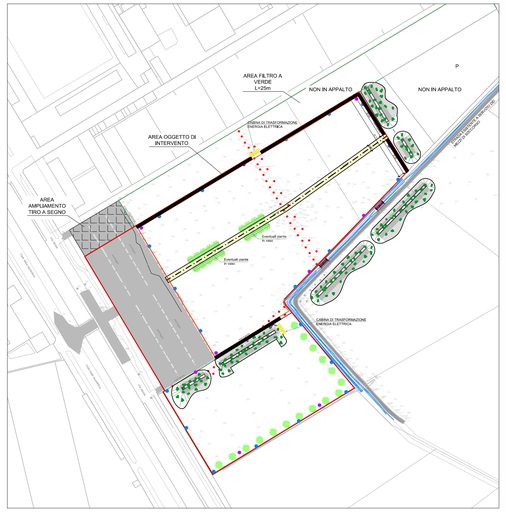

LEGENDA

- Cabina elettrica Enel
- Torre faro H = 20 m
- Palo videosorveglianza H = 6 m

ARMADIO CONTENITORE COMPONIBILE IN VETRORESINA
SCALA 1:50

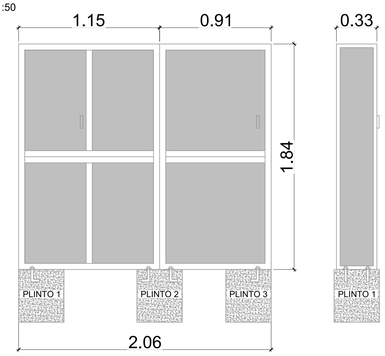

PARTICOLARE INSTALLAZIONE ARMADIO IN VETRORESINA
SCALA 1:20

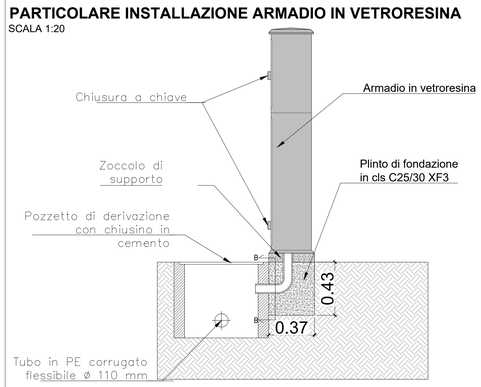

ARMATURA PLINTO 1-2-3
SCALA 1:20

SEZIONE B-B

VISTA LATERALE

VISTA DALL'ALTO

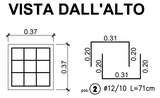

PALO VIDEOSORVEGLIANZA TIPO
SCALA 1:20

TELECAMERA

Telecamera IP minidome a colori Day & Night, ottica varifocal 2.8-12mm, risoluzione FULL-HD (1080p)@20 ips, contenitore waterproof IP66, 24 illuminatori ad infrarosso con portata di 30 metri (Smart IR), compatibile ONVIF 2.4.

Staffa da muro minidrone varifocal smart

Telecamera

Staffa a palo per junction box da esterno

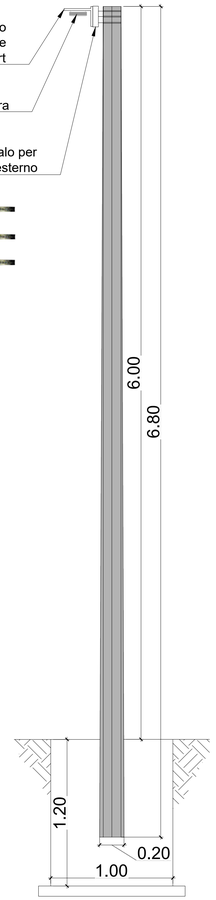

SEZIONE TRASVERSALE - PLINTO

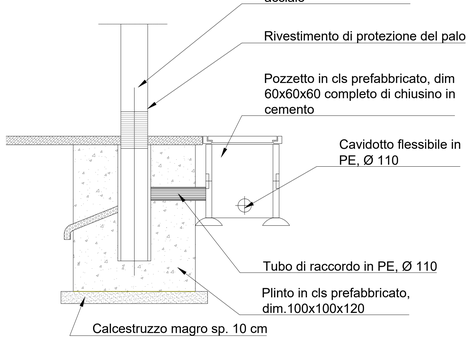

PIANTA - PLINTO

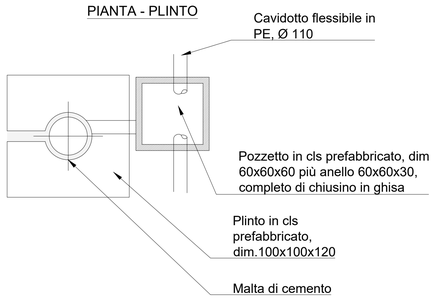

PROIETTORE TORRE FARO

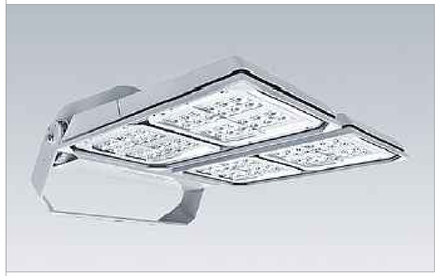

Thorn 96644657 AFP L 144L70-740
A6 BPS CL2 GY [STD]
Potenza impegnata: 297 W
Flusso luminoso: 41495 lm
Efficienza apparecchio: 140 lm/W

Comune di Pavia

COMUNE DI PAVIA

REALIZZAZIONE AREA PER SPETTACOLI VIAGGIANTI COMUNE DI PAVIA

PROGETTO DEFINITIVO - ESECUTIVO

Titolo elaborato :

Particolari costruttivi - Opere civili impianti

Disegno : D.06a

Scala : VARIE Data : 03/12/2020 Agg.to : 2

REV.	DESCRIZIONE	REDAZIONE Nome	Data	Firma	VERIFICA Nome	Data	Firma	APPROVAZIONE Nome	Data	Firma
2	Recepimento osservazioni stazione appaltante del 26/11/2020	AT	03/12/20		MT	03/12/20		MT	03/12/20	
1	Recepimento istruttoria di verifica	AT	24/11/20		MT	24/11/20		MT	24/11/20	
0	Prima Emissione	MB	20/10/20		MC	20/10/20		MT	20/10/20	

PROGETTISTA:

Ing. Mauro TRINCHIERI
n. 2058 Ordine degli Ingegneri Pavia

IL RESPONSABILE UNICO DEL PROCEDIMENTO :

(Arch. Silvia Canevari)